



Submittal Form
ZELA Series
 Hydronic Expansion Tank with
 Replaceable Bladder

Date: 9/25

Company Name: _____	Contact: _____
Bill to: _____	Date: _____
_____	Purchase Order No. _____
Ship to: _____	Notes _____
_____	_____

Description

Zilmet USA ZELA Tanks are ASME removable bladder type pre-charged expansion tanks. They are designed to absorb the expansion forces and control the pressure in heating/cooling systems. The system's expanded water (fully compatible with water/glycol mixtures) is contained in a full acceptance heavy-duty butyl bladder that prevents tank corrosion and waterlogging problems. All ZELA expansion tanks can be installed vertically or horizontally.

Construction

Shell: Carbon Steel
 Membrane: Heavy Duty Butyl Full Acceptance Replaceable Bladder
System Connection: Carbon Steel

Performance Limitations

Min/Max Design Temperatures: -20 to 240°F
 Maximum Design Pressure: 125 PSIG*

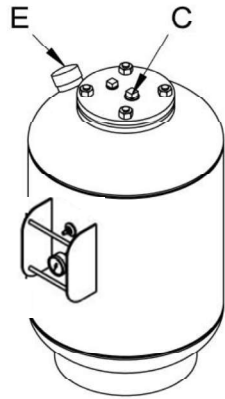
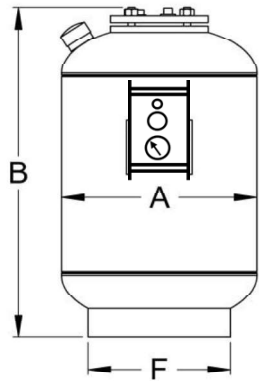
*150, 200 & 250 PSIG available

Model Number	Part Number	Tank Volume (gallons)	Tagging Information	Quantity
ZELA-35	22010035	10		
ZELA-50	22010050	13		
ZELA-85	22010085	23		
ZELA-130	22010130	35		
ZELA-200	22010200	53		
ZELA-300	22010300	79		
ZELA-400	22010400	106		
ZELA-500	22010500	132		
ZELA-600	22010500	158		
ZELA-800L	22010805	211		

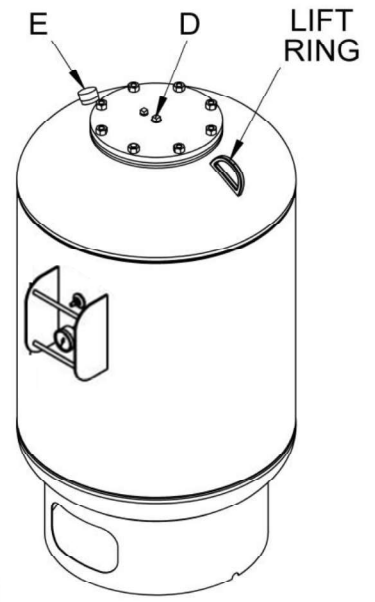
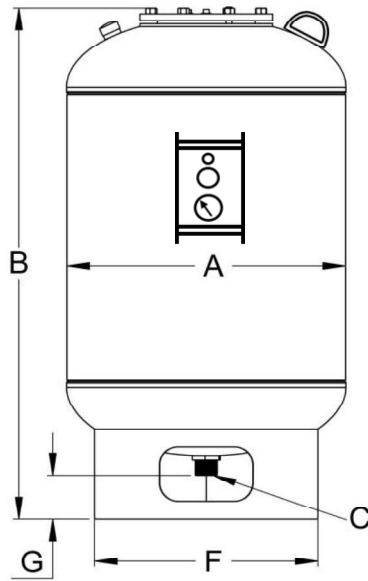
Typical Specification

Furnish and install, as shown on plans, a _____ gallon _____" diameter X _____" (high) pre-charged steel expansion tank with heavy-duty butyl bladder. The tank shall have NPT system connections and a 0.302"-32 charging valve connection (standard tire valve) to facilitate the on-site charging of the tank to meet system requirements. The tank must be constructed in accordance with most addendum of Section VIII Division 1 of the ASME Boiler and Pressure Vessel Code.

Each tank shall be Zilmet USA model number ZELA-_____ or approved equal.



ZELA-35 and ZELA-50



ZELA-85 thru ZELA-800L

Model Number	Dimension in Inches						Approx Ship Wt. (lbs)				
	A	B	System Connection		Charging Valve	F		G			
			C	D	E						
ZELA-35	12	23 1/2	3/4	-	0.302" - 32NC	10	-	40			
ZELA-50	14	24		-		10	-	50			
ZELA-85	16	37	1	1/2		12	5 1/2	90			
ZELA-130	20					16		125			
ZELA-200	24	43	1 1/2	3/4		0.302" - 32NC	20	5 1/4	210		
ZELA-300		55							225		
ZELA-400	30	49			3/4		0.302" - 32NC		24	5 1/4	300
ZELA-500		57									335
ZELA-600		65									360
ZELA-800L		76									475

Notes

- Tanks are factory precharged at 40psi and field adjustable.
- California code sight glass is standard.
- Pressure gauge and side mounted air stem are standard.
- For use up to 50% glycol.
- Available with seismic restraint mounting clips.
- 304 and 316 stainless steel ASME tanks available upon request.
- Lifting ring on ZETA40 thru ZETA280.



Submittal Form
ZELA Series
 Hydronic Expansion Tank with
 Replaceable Bladder

Date: 9/25

Company Name: _____	Contact: _____
Bill to: _____	Date: _____
_____	Purchase Order No. _____
Ship to: _____	Notes _____
_____	_____

Description

Zilmet USA ZELA Tanks are ASME removable bladder type pre-charged expansion tanks. They are designed to absorb the expansion forces and control the pressure in heating/cooling systems. The system's expanded water (fully compatible with water/glycol mixtures) is contained in a full acceptance heavy-duty butyl bladder that prevents tank corrosion and waterlogging problems. All ZELA expansion tanks can be installed vertically or horizontally.

Construction

Shell: Carbon Steel
Membrane: Heavy Duty Butyl Full Acceptance Replaceable Bladder
System Connection: Carbon Steel

Performance Limitations

Min/Max Design Temperatures: -20 to 240°F
 Maximum Design Pressure: 125 PSIG*

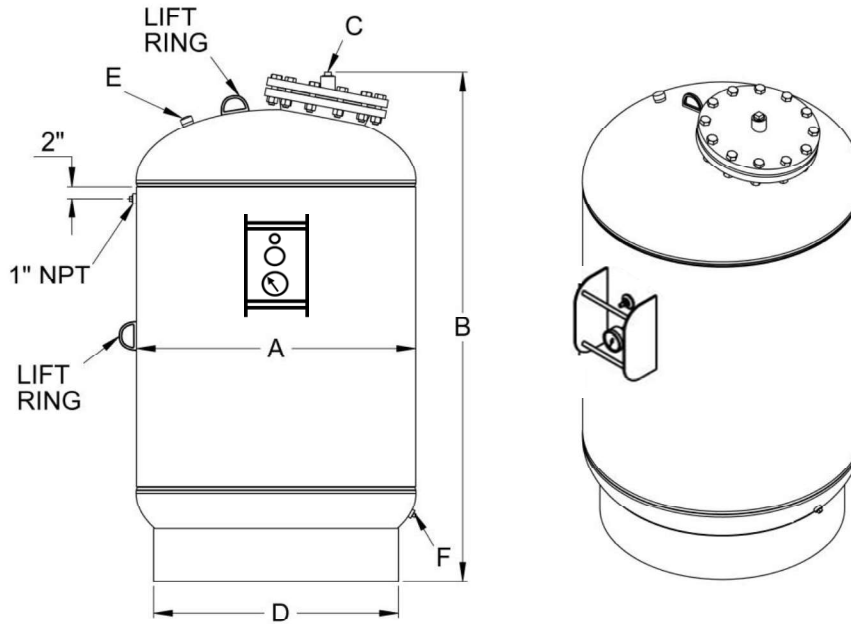
*150, 200 & 250 PSIG available

Model Number	Part Number	Tank Volume (Gallons)	Tagging Information	Quantity
ZELA-1000	22011000	264		
ZELA-1200	22011200	317		
ZELA-1400	22011400	370		
ZELA-1600	22011600	422		
ZELA-2000	22012000	528		
ZELA-2500	22012500	660		
ZELA-3000L	22013000	792		
ZELA-3000S	22013001	792		
ZELA-4000	22014000	1056		
ZELA-5000	22015000	1320		
ZELA-7500	22017500	1980		
ZELA-10000	22019999	2640		
ZELA-15000	22019998	3963		

Typical Specification

Furnish and install, as shown on plans, a _____ gallon _____" diameter X _____" (high) pre-charged steel expansion tank with heavy-duty butyl bladder. The tank shall have NPT system connections and a 0.302"-32 charging valve connection (standard tire valve) to facilitate the on-site charging of the tank to meet system requirements. The tank shall be fitted with lifting rings and a floor mounting skirt for vertical installation. The tank must be constructed in accordance with most recent addendum of Section VIII Division 1 of the ASME Boiler and Pressure Vessel Code.

Each tank shall be Zilmet USA model number ZELA-_____ or approved equal.



ZELA-1000 thru ZELA-15000

Model Number	Dimensions in Inches						Approx. Ship Wt. (lbs)
	A	B	System Connection	D	Charging Valve	Drain	
			C		E	F	
ZELA-1000	36	75	1 1/2	30	0.302" -32NC	3/4	552
ZELA-1200		87					679
ZELA-1400		99					688
ZELA-1600	48	74	2	42	0.302" -32NC	1	1046
ZELA-2000		87					1150
ZELA-2500		95					1444
ZELA-3000L	60	122	3	54	0.302" -32NC	1	1658
ZELA-3000S		80					1868
ZELA-4000		102					2238
ZELA-5000	72	125	3	66	0.302" -32NC	1	2617
ZELA-7500		127					3786
ZELA-10000		159					4628
ZELA-15000		233					5925

Notes

- Tanks are factory precharged at 40psi and field adjustable.
- California code sight glass is standard.
- Pressure gauge and side mounted air stem are standard.
- For use up to 50% glycol.
- Available with seismic restraint mounting clips.
- 304 and 316 stainless steel ASME tanks available upon request.
- Lifting ring on ZETA40 thru ZETA280.